








## Year 2 Home Learning Grid Spring 1

Choose one home learning activity from the grid each week. You can choose which one to do and in which order you do them. When you have finished a piece hand in your book and I will try to mark it as quickly as I can. Homework club runs during **Tuesday** and **Thursday** lunchtimes. Parents/Carers please sign and date when your child has completed each task. For when you have a busy week we have included a Family Week, just sign to show that is the activity that has been chosen.



<p><b>English:</b> We have read <i>The Twits</i> where the horrid couple play pranks on each other. Write a set of instructions to show the prank you would pull on Mr and Mrs Twit.</p>  <p>Challenge: use adverbs to describe your verbs.</p> <p>Signature of parent/carer: Date completed:</p>	<p><b>Maths:</b> We need to practise adding and subtracting numbers mentally. Use the top spot number to practise. Remember to put the biggest number in your head and partition the smaller number.</p>  <p>Challenge: write the inverse sentences.</p> <p>Signature of parent/carer: Date completed:</p>	<p><b>Science:</b> Our unit this half term is electricity. Make a list of all of the electrical items you can find in four rooms where you live.</p>  <p>Challenge: if you had to choose only one of these rooms to have electricity, which room would it be and why?</p> <p>Signature of parent/carer: Date completed:</p>
<p><b>Topic:</b> We are learning about important people this term. Who is important to you? Why? What do they do?</p>  <p>Challenge: write this work as a letter telling your important person how you feel.</p> <p>Signature of parent/carer: Date completed:</p>	<p><b>Maths:</b> In Year 2 it is important that we learn how to write numbers as numbers and also words. Answer the problems and use the word bank to help you spell the answer.</p>  <p>Challenge: can you work out the answers mentally?</p> <p>Signature of parent/carer: Date completed:</p>	<p><b>Family Week</b> For example:</p> <ul style="list-style-type: none"> <li>-a walk in the woods</li> <li>-we went to a museum</li> <li>-we acted out a story</li> </ul>  <p>Signature of parent/carer: Date completed:</p>

Ongoing activities:

- ✓ **Times tables:** Practise your 2, 5 and 10 times tables. Challenge: 3 times tables.
- ✓ **Reading:** Read your school book, library book, or any other book at home. Remember to record this in your reading record.
- ✓ **Spelling:** Practise spelling your high frequency and tricky words.
- ✓ **Handwriting:** Practise your joins.

Use your best handwriting and take your time with the task you choose. I hope to be impressed!