






## Reception Home Learning Grid Spring 1

Choose one home learning activity each week. You can choose which one to do and in which order you do them. Parents/Carers please sign and date when your child has completed each task. For when you have a busy weekend we have included a Family Week. We will look at homework grids on a Tuesday.

<p><u>Pets</u></p> <p>Draw and label a picture of your pet (or your favourite animal). </p> <p>Bring in the picture (and a photo) and tell your group about your picture. For example What does the animal look like? Where does it sleep? What does it eat?</p> <p><u>Challenge:</u> Write a sentence about your chosen animal.</p> <p>Signature of parent/carer: Date completed:</p>	<p><u>Grandparents</u></p> <p>Talk to a grandparent and find out about what it was like when they were a child. Questions attached for an adult to ask and write the answers for you. </p> <p><u>Challenge:</u> Come and tell us what you have learnt about your grandparent's childhood.</p> <p>Signature of parent/carer: Date completed:</p>	<p><u>Helping at home</u></p> <ol style="list-style-type: none"> <li>1. Wash fruit/ vegetables</li> <li>2. Wipe the table</li> <li>3. Help to set the table</li> <li>4. Peel egg/orange or banana</li> <li>5. Open packages</li> <li>6. Use a knife to spread topping.</li> </ol> <p><u>Challenge:</u> Make a cake or a sandwich. </p> <p>Signature of parent/carer: Date completed:</p>
<p><u>Time Diary:</u></p> <p>Draw pictures/ write/ take a photo of what you are doing at different times of day. </p> <p><u>Challenge:</u> Use a clock at home or make a clock with moveable hands and practise O'clock with an adult.</p> <p>Signature of parent/carer: Date completed:</p>	<p><u>Technology</u></p> <p>Have a hunt at home- what technology can you find? Take a photo or draw pictures of the technology you have found. </p> <p><u>Challenge:</u> What is the technology used for?</p> <p>Signature of parent/carer: Date completed:</p>	<p><u>Family Week</u></p> <p>For example:</p> <ul style="list-style-type: none"> <li>-a busy family weekend</li> <li>-a walk in the woods</li> <li>-we went to a museum</li> </ul> <p>Or</p> <p>Family Week</p> <p>This is free for whatever lovely activity you choose to do together one weekend</p> <p>Signature of parent/carer: Date completed:</p>