








### Year 3 Home Learning Grid Autumn 1

Choose one home learning activity from the grid each week. You can choose which one to do, the order and also now which day to bring homework in. As we have started learning French, we have linked all of the homework activities for the half term to France! As most of the activities are practical, involve taking pictures or can be brought in to show the class, we won't be using homework books. Please send any pictures to [admin@albanwood.herts.sch.uk](mailto:admin@albanwood.herts.sch.uk) and we can print them off and share them.



<p>France has lots of famous and beautiful buildings. Choose a building and try to make it! You could use marshmallows, fruit gums, cocktail sticks, spaghetti or anything that you're willing to use!</p> <div style="text-align: center;">  </div> <p>Signature of parent/carer: Date completed:</p>	<p>Frere Jacques is a famous French nursery rhyme that lots of children know. Can you learn a song in another language? It could be Frere Jacques, a song your family knows or a brand new one. Sing it by yourself, with a friend or even with your family and send a video of it to us.</p> <div style="text-align: center;">  </div> <p>Signature of parent/carer: Date completed:</p>	<p>Make a collage or a piece of artwork of the French flag. Feel free to team up with a friend to create something together.</p> <div style="text-align: right;">  </div> <p>Signature of parent/carer: Date completed:</p>
<p>We will be learning how to count to 10 in French. Practise at home when you need to count something out, such as how many socks to wear, pieces of fruit or number of toys.</p> <div style="text-align: center;">  </div> <p>Signature of parent/carer: Date completed:</p>	<p><b>Comment ça va</b> means how are you? Check in on your family and think of how to help fill their buckets with kindness. Do they need a glass of water? Could you fold some clothes? Is your room tidy? Filling someone else's bucket also helps to fill yours.</p> <div style="text-align: center;">  </div> <p>Signature of parent/carer: Date completed:</p>	<p>Family Week For example: -a walk in the woods -we went to a museum -we acted out a story</p> <div style="text-align: right;">  </div> <p>Signature of parent/carer: Date completed:</p>

Ongoing activities:

- ✓ **Times tables:** Practise your 2, 3, 5 and 10 times tables. Remember to use Times Tables Rockstars! Ask your teacher if you've forgotten your login.
- ✓ **Reading:** Read your school book, library book, or any other book at home. Remember to record this in your reading record.
- ✓ **Spelling:** Practise spelling your high frequency and tricky words.
- ✓ **Handwriting:** Practise your joins.