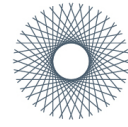




Alban Wood Primary School and Nursery

Google Classroom Help




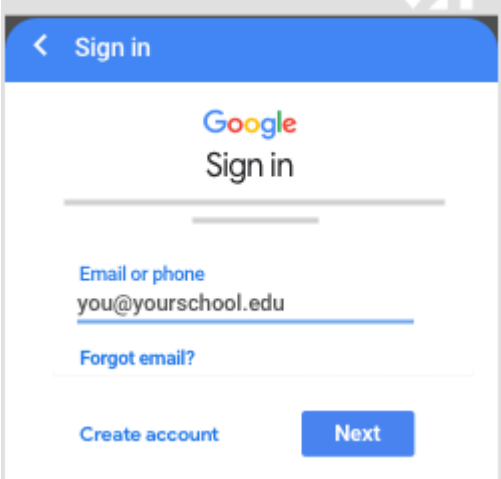
iPad / iPhone / Android / Tablets

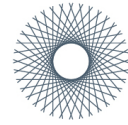


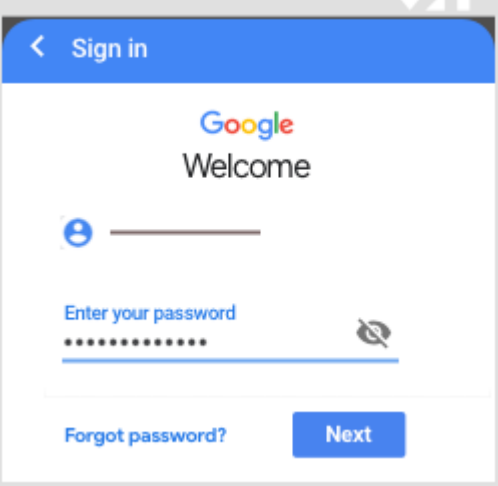
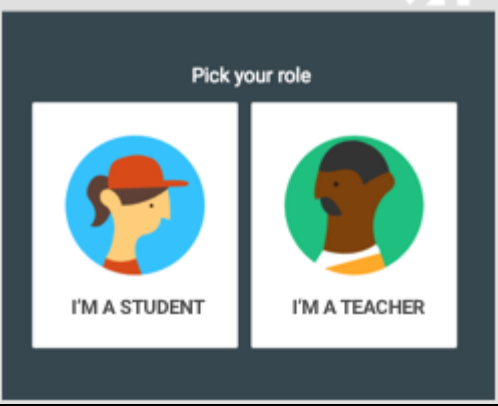
AGORA
LEARNING
PARTNERSHIP

We value: Respect, Kindness, Ambition



Work together, learn together, succeed together

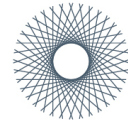
<p>1. Download the Google Classroom App from the App Store</p>	
<p>2. Tap the app</p>	
<p>3. Tap Get Started</p>	
<p>4. Tap Add Account</p>	
<p>5. Enter the email address for your School Google account and tap Next (see your child's letter sent home)</p>	




<p>6. Enter your password and tap Next</p> <p>a. See your child's letter for their password</p>	
<p>7. If there is a welcome message, read it and tap Accept.</p>	
<p>8. Tap I'm A Student</p>	
<p>9. (Optional) To receive Classroom notifications, tap Allow.</p>	
<p>10. Go to Menu to access:</p> <p>Classes—Navigate to your classes.</p> <p>Calendar—View due dates and access items.</p> <p>To-do—Review work for your classes.</p>	<p>Please <u>DO NOT</u> change password or login.</p>



<p>Settings—Change your profile photo, password, and notifications.</p>	
<p>11. To access Google Docs</p>	<p>Download the app from the app store and repeat the process as above to sign in.</p>  <p>Google Docs</p>
<p>12. To access Google Slides</p>	<p>Download the app from the app store and repeat the process as above to sign in.</p>  <p>Google Slides</p>
<p>13. To access Google Sheets</p>	<p>Download the app from the app store and repeat the process as above to sign in.</p>



	 Google Sheets
14. To access any other Google apps	Download the app from the app store and repeat the process as above to sign in.

If there are any concerns then please email your child's class teacher using the contact form on your child's class page on the website

www.albanwood.herts.sch.uk .